


Building Zinc-Lead-Silver Resources

Toronto Venture Exchange Symbol: FV

Frankfurt Exchange Symbol: F5V



FIRESTONE
VENTURES INC.

June, 2010

Legal Disclaimer

This presentation contains forward looking statements; including in particular, statements about Firestone Ventures Inc.'s plans, strategies and prospects. These have been based on the Company's current assumptions, expectations and projections about future events.

Although the Company believes that the expectations reflected in these forward looking statements are reasonable, the Company can give no assurance that these expectations will prove to be correct or that the results anticipated in the forward looking statements will be achieved. Those forward looking statements include risks and uncertainties, which relate to, amongst other things, market conditions, industry uncertainty and other such factors which may cause the Company's actual results to be materially different.

Company Overview

Zinc-Lead-Silver Exploration Company



Guatemala, Central America

Torlon Hill Zinc-Lead-Silver Zinc Oxide Deposit

Quetzal Zinc-Lead-Silver Zinc Oxide Property

Large land position



Nevada, U.S.A.

Antelope Zinc-Lead-Silver Property

Management & Directors

Lori Walton, M.Sc., G.G., P.Geol. – President and CEO, Director
25 years' experience managing projects, exploration programs and joint ventures

Greg Hayes, C.A. – CFO
President of Northern Tiger Resources Inc.

John Cleary, M.Sc., G.G., C.P.G. – Vice President, Exploration
35 years' extensive project mgmt. experience with senior & junior mining companies

Pamela Strand, M.Sc., P.Geol. – Director
President of Shear Minerals Inc.

Ken Powell, DDS – Chairman and Director
President of Titan Trading Analytics Inc.

John Kowalchuk, P.Geo. – Director
40 years' experience project mgmt. experience with senior & junior companies

Capital Structure (June, 2010)

Shares Issued:	96,684,757
Fully Diluted:	111,390,550
Recent Share Price:	\$0.10
52 week high/low:	\$0.07 to \$0.21
Working Capital:	\$1.8 million

Outstanding Warrants & Options

<u>Exercise Price</u>	<u>Number</u>	<u>Value</u>	<u>Expiry Date</u>
<i>Warrants</i>			
\$0.50	1,715,793	\$ 857,897	Jan. 14, 2011
\$0.15	1,000,000	\$ 150,000	June 19, 2011
\$0.20	6,250,000	\$ 1,250,000	March 5, 2011
TOTAL	8,965,793	\$ 2,257,897	
<i>Options</i>			
\$0.15	125,000	\$ 18,750	Oct. 14, 2010
\$0.175	450,000	\$ 78,750	Oct. 14, 2010
\$0.68	1,475,000	\$ 1,003,000	May 3, 2011
\$0.58	500,000	\$ 290,000	May 3, 2011
\$0.34	150,000	\$ 51,000	August 10, 2011
\$0.17	420,000	\$ 71,400	February 1, 2012
\$0.80	1,000,000	\$ 800,000	June 19, 2012
\$0.68	285,000	\$ 193,800	June 19, 2012
\$0.10	1,335,000	\$ 133,500	December 15, 2013
TOTAL OPTIONS	5,740,000	\$ 2,640,200	

About Zinc

- The 4th most common metal in use after iron, aluminum and copper.
- Occurs naturally in the human body.
- Necessary for humans, animals and plants.
- Important for the immune system, pregnant women, healthy skin and is an essential element in the bodies of healthy children so they can learn.
- Found in many foods, including broccoli, and is used as an additive for plant fertilizer and animal feed.



Uses of Zinc

50% of zinc is used in galvanizing to protect steel from corrosion.



16% of zinc is used in production of zinc alloys (die casting)



19% of zinc is used to make brass



*The average automobile contains:
17 pounds of zinc to protect against rust and help it last longer
20 pounds for door handles locks and other die cast parts and
½ pound of zinc in each tire*



Zinc is also used in fertilizer, vitamins, sunscreen, watercolors, paints and batteries

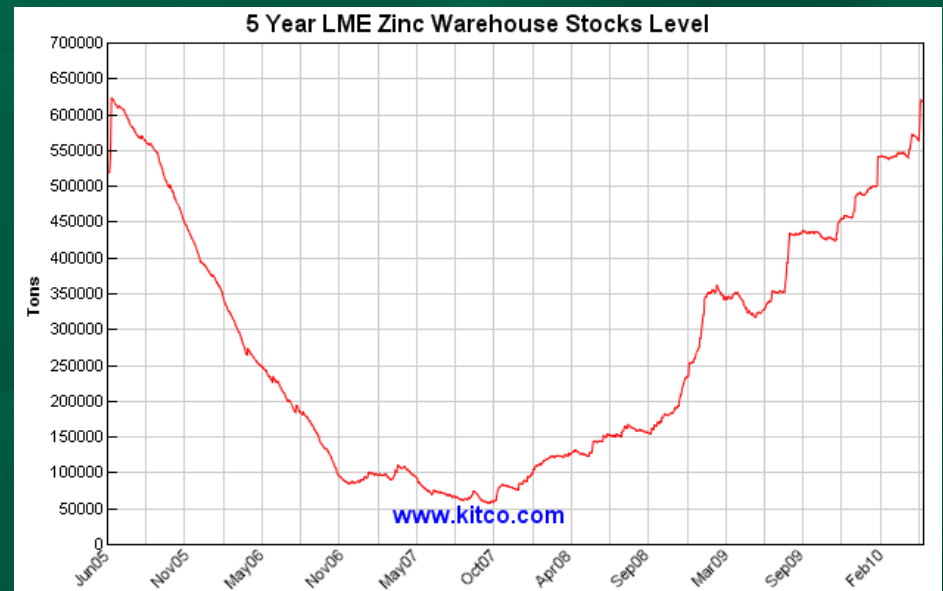
Zinc Supply and Demand

Continued growth in China is projected, even with self-induced Chinese slow downs to slow growth.

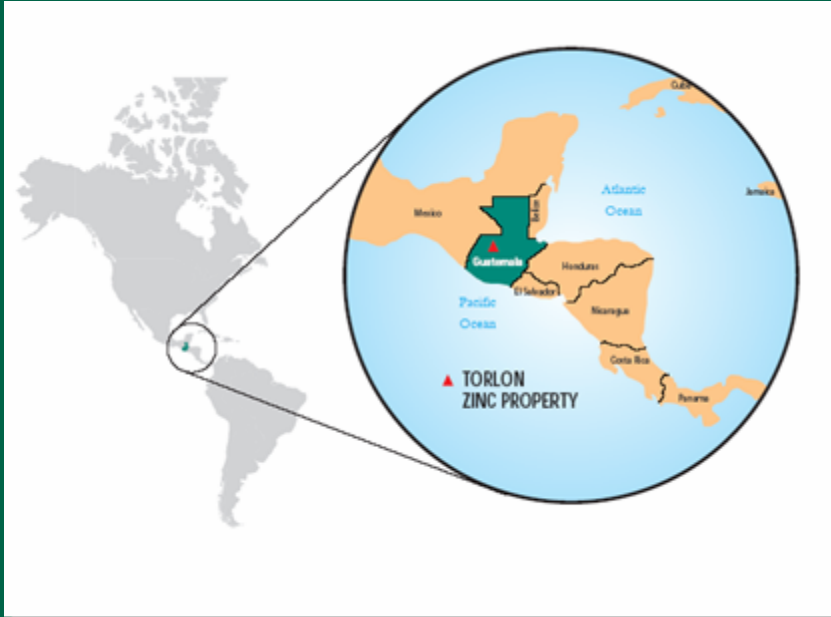
Chinese import of zinc metal and concentrates, currently at 2,578,000 tonnes is projected to increase.

India has returned to pre-global economic collapse growth rates.

Zinc inventories are expected to level off and a strong zinc price is expected for the second half of 2010 and for 2011.



Guatemala, Central America



Democratic Government
Excellent Geological Potential – unexplored
Mining Law 1996 – under review
Good Infrastructure Investment

Firestone Ventures Inc.

Guatemala – Geology and Mineral Resources



Exploration Target

Mississippi Valley Type and Manto type Zinc-Lead-Silver Mineralization

Host Rocks: Permian to Cretaceous Platform Carbonates

Target Area: 250 km carbonate belt extending across central Guatemala

Numerous historical oxide and sulphide zinc mines

Firestone Ventures is first to explore using modern methods

District potential excellent for hosting oxide and sulphide zinc-lead-silver deposits of significant size

Torlon Hill Zinc-Lead-Silver Deposit



Torlon Hill Zinc-Lead-Silver Deposit



High Grade Zinc-Lead-Silver Mineralization on Surface

Torlon Hill Zinc-Lead-Silver Deposit




Mineralization:

Predominantly smithsonite ($ZnCO_3$)

Minor hemimorphite

*Narrow veinlets and coarse crystals of Galena
(PbS_2)*

*Remnant sulphide mineralization in the bottom of some drill
holes (pyrite-sphalerite)*



42.5 m of 9.7% zinc
(on west side of Torlon Hill)

Permian carbonate sequence

9.7 m of 9.1% zinc

“Bulge” area of high-grade
zinc on surface

33 m of 21% zinc

53 m of 10.2% zinc
(from surface)

Serpentinite

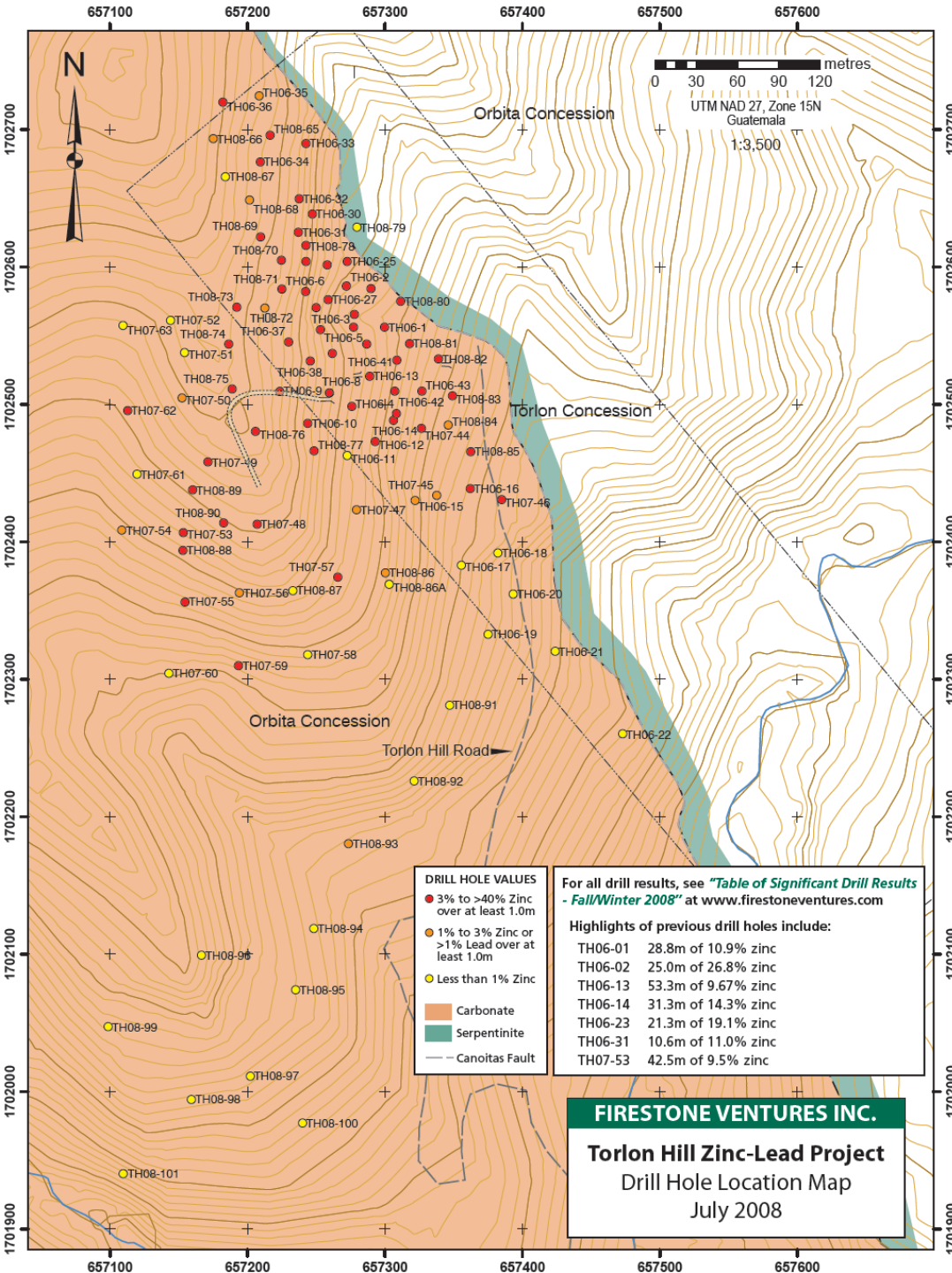
Access road

Rural electrical power

Since 2006, Firestone has worked with local partners to complete three drill campaigns with 101 holes drilled totalling 8,400 metres.

The deposit remains open to the west and the south.

Torlon Hill Drilling




Intersections include:

Hole	Thickness	Zinc	Lead	Silver
TH06-2	33.0 m	21.0%	1.4%	8.0 g/t
TH06-13	53.3 m	10.2%	1.7%	13.0 g/t
TH06-14	6.7 m	12.5%	0.4%	5.0 g/t
TH06-23	22.9 m	11.3%	3.4%	25.0 g/t
TH06-27	19.8 m	13.2%	2.9%	20.0 g/t
TH06-28	15.8 m	19.5%	2.3%	16.0 g/t
TH06-41	25.6 m	10.1%	3.8%	15.0 g/t
TH07-44	29.3 m	12.4%	4.2%	18.0 g/t
TH07-53	42.5 m	9.7%	4.7%	20.0 g/t
TH08-80	19.8 m	10.0%	4.7%	13.83 g/t

Torlon Hill Zinc-Lead-Silver Deposit

- Measured and Indicated - Oxide Resource: 1.9 million tonnes grading 7.32% zinc, 2.41% lead and 14.25 g/t silver
- Measured and Indicated - Sulphide Resource: 76,054 tonnes grading 3.23% zinc, 2.60% lead and 12.50 g/t silver
- Inferred Oxide Resource: 170,000 tonnes 4.42% zinc, 1.96% lead and 12.53 g/t silver
- Inferred Sulphide Resource: 36,291 tonnes grading 2.79% zinc, 2.03% lead and 10.47 g/t silver



Metallurgical Testing

Phase One – SGS Lakefield

- DMS removed 55% of calcium phase with loss of 5% of lead and 8% of the zinc.
- Flotation testwork recovered up to 79% zinc and up to 82% lead.
- Final lead concentrate in excess of 60% lead, final zinc concentrates grading from 30 to 40% zinc.

Phase Two – Electrometals Canada

- A preliminary characterization test was carried out to assess the amenability of zinc at Torlon Hill to acid/alkaline leaching with the production of zinc metal through electrowinning.
- Initial test results were on an ore sample (not pre-concentrated) returning an average grade of 12.9% zinc and 3.5% lead.
- Leach recoveries approached 80% for zinc and 60% for lead.
- A high concentration solution was subjected to direct electrowinning and a final zinc metal cathode “sponge” product was produced which contained 99.5% zinc.

Guatemala – Quetzal Project



QUETZAL PROJECT

Mississippi Valley Type Zinc-Lead-Silver Mineralization

Host Rocks: Permian to Cretaceous Platform Carbonates

History – ex-producer in 1950's and 1960's

Firestone Ventures is first to explore using modern methods

Road accessible

Quetzal Project

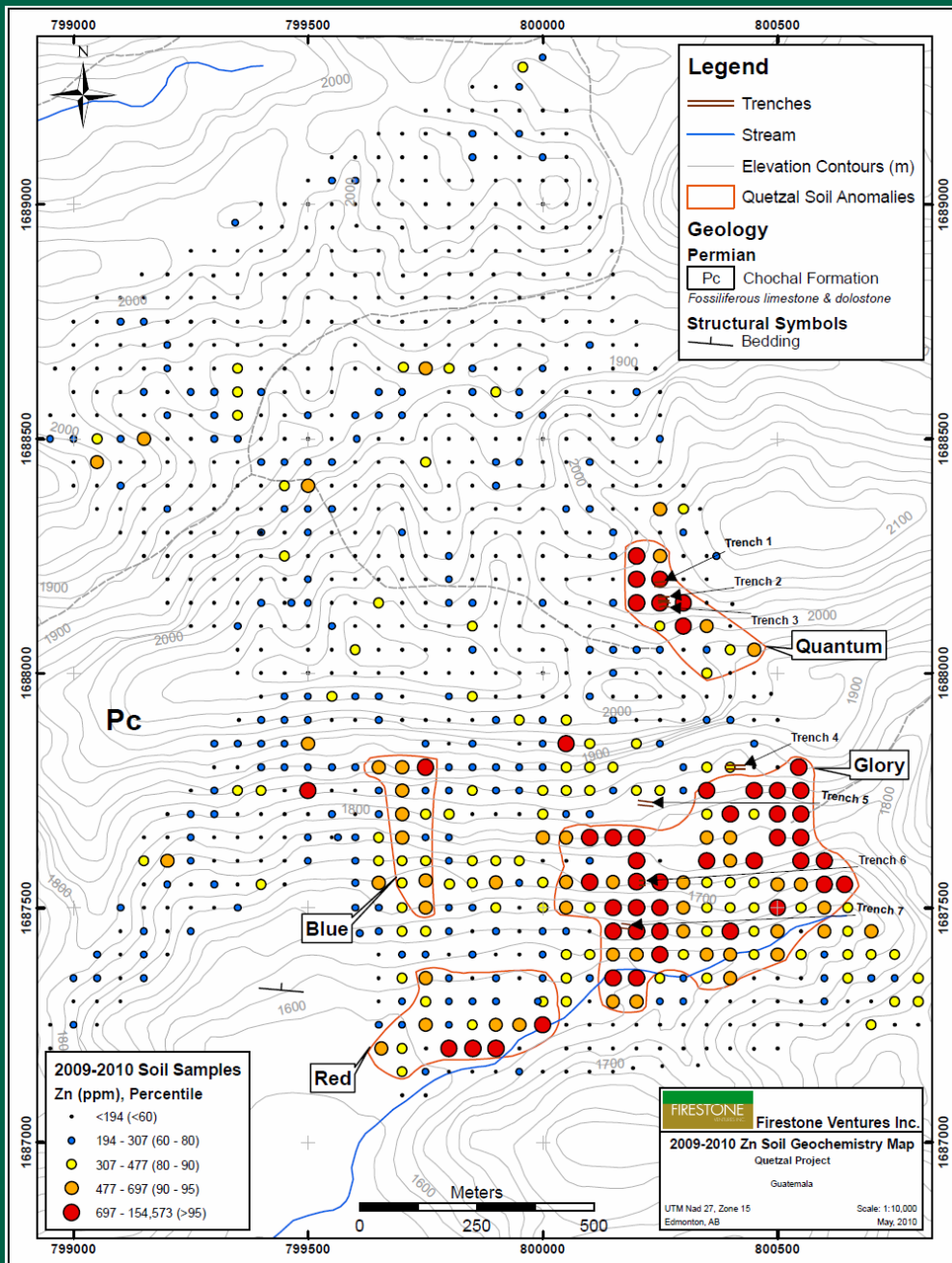


High grade zinc-lead-silver from surface and from historic mine workings.

Continuous chip sample from underground tunnel wall averaged 18.5% zinc, 2.4% lead and 57 ppm silver over 14.2 metres.

Quetzal Project

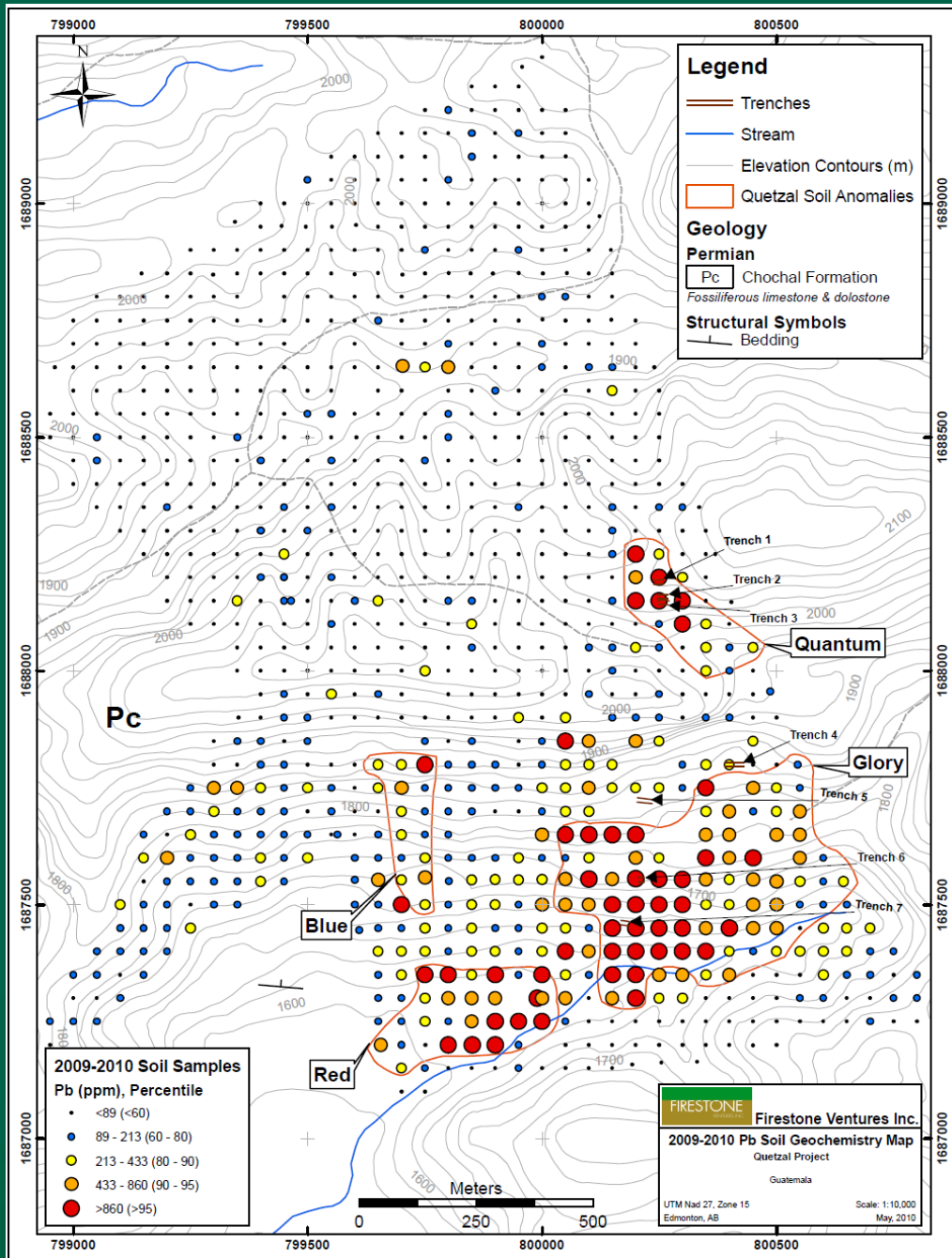
Soil Geochemistry Results - Zinc



Quetzal Project

Soil Geochemistry

Results - Lead



Quetzal Project



Drill-core sample
(results pending)

Antelope Zinc-Lead-Silver Project, Nevada, U.S.A.



- 75 km southwest of Eureka
- very mining friendly jurisdiction
- option agreement to earn in for 100% of property over five years
- road-accessible
- historic lead property

Antelope Zinc-Lead-Silver Project, Nevada, U.S.A.



Reverse Circulation Drilling 1985-1990



Antelope Zinc-Lead-Silver Project, Nevada, U.S.A.



Chip samples from trench:

22.3% to 32% zinc

1.51% to 3% lead

Silver up to 2.6 grams/tonne

Zinc mineralization at Antelope is a replacement of carbonate rocks, very similar to Torlon Hill.

Our Progress and our Plans for 2010 and Beyond

- Spun-out gold assets in 2008 to focus on zinc-lead-silver.
- Firestone's cost of acquisition and exploration for the Torlon Hill project is \$0.02 for every pound of zinc-equivalent metal defined to date.
- Completed 8400 metres of diamond drilling in 101 holes, deposit is still open.
- 330 million pounds of zinc, 114 million pounds of lead and 978,000 ounces of silver have been defined to date. Mineralization is on or near-surface.
- Torlon Hill is 22 km from Pan-American Highway and Pacific Ocean ports.
- Drilling in 2010 at the Quetzal zinc-oxide property and expansion drilling at Torlon Hill.
- Acquisition and exploration of zinc oxide project in Nevada.
- Aggressively looking to expand our current zinc resources.
- Exploration blue-sky within large landholdings that are unexplored using modern methods.
- Shareholders have significant leverage to improved zinc and lead commodity prices in addition to silver exposure.

FIRESTONE

VENTURES INC.

www.firestoneventures.com

1-888-221-5588